

Stormwater Drainage

Connection from property boundary to kerb

This fact sheet provides specific information for stormwater drainage. General information that also applies to working on a road is available on Council's website.

SPECIFICATIONS

Stormwater pipes within the verge should be galvanised steel rectangular section/galvanised steel box drain (size –preferred 50mm x 150mm) or galvanised steel circular section (size – preferred 100mm diameter).

Alternative materials may be used as authorised by Council.

Pipes are required to be backfilled with washed sand compacted around the pipe. Excavated material should not be used as backfill and shall be removed off site.

The maximum allowable discharge from any single outlet shall be no greater than 20 litres/second with a maximum velocity of 2 metres/second.

OUTLET

Concrete kerb shall be saw-cut and re-mortared at the stormwater outlet (at end of drain or stormwater kerb outlet).



LOCATION AND PLACEMENT

Where practicable, pipes shall be angled in the direction of the flow in the street water table and must extend from the property boundary to the face of kerb or edge of the road.

Surface water from private property is not permitted to flow out over entrances or over footpaths.

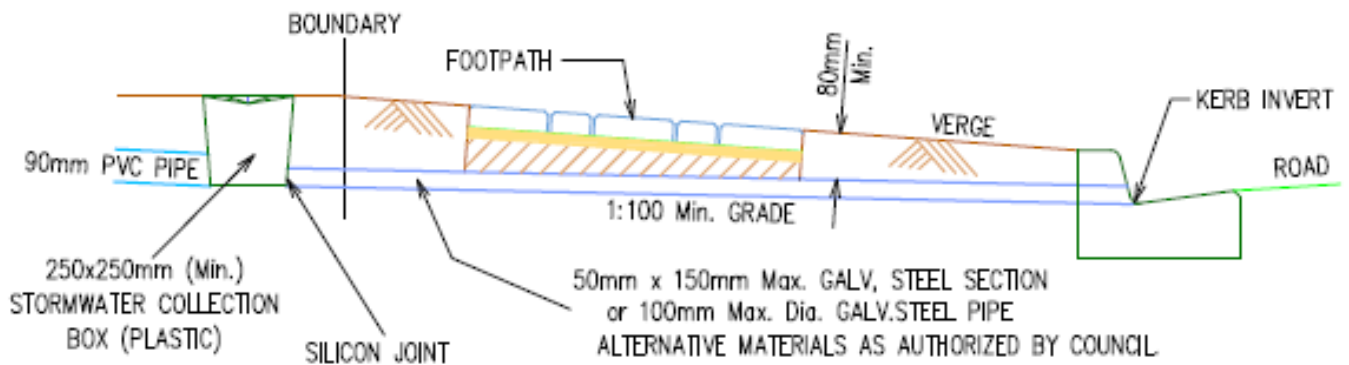
Stormwater drainage connections must be located as far away from street trees as possible so that root growth will not impact the pipe and roots are not damaged. Pipes should not be installed across structural roots which are typically found within 3 times the tree's trunk diameter measured at 1.5 m above ground level. As an absolute minimum stormwater drainage shall not be installed within 1 metre of any Council tree.

The minimum distance between stormwater outlets is 3 metres.

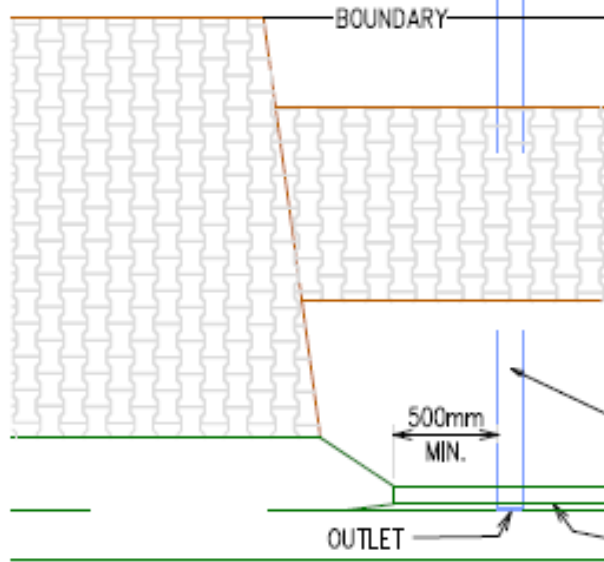
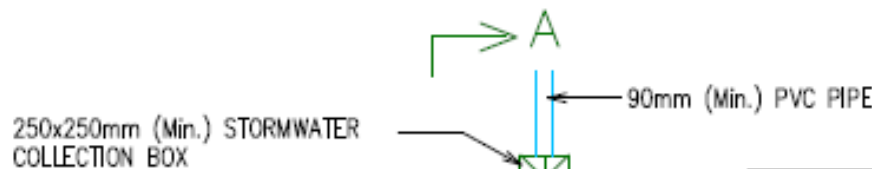
DRAINAGE

If your property is located at a level lower than that of the adjacent road level, property owners will be responsible for ensuring adequate stormwater drainage systems (grated drains, pumps, landscaping, water sensitive urban designs) are in place to remove water from your property or alternatively on site detention of the stormwater runoff.

In addition to this fact sheet, for more information on the construction of your driveway access to assist in stormwater management please see *Works a Public Road – Fact Sheet - Driveways*.



SECTION A-A



GALVANIZED STEEL BOX DRAIN		
WIDTH	THICKNESS OF STEEL PLATE	
	BASE & SIDES	FLOOR PLATE
100 to 150	3.0mm	4.75mm
150 to 300	4.75mm	6.0mm

PREFERRED 50x150mm Max. GALV. STEEL SECTION
or 100mm Max. Dia. GALV. STEEL PIPE
ALTERNATIVE MATERIALS AS AUTHORIZED BY COUNCIL.

PLAN VIEW

NOTE: -

1. STORMWATER PIPES WITHIN THE VERGE SHALL BE GALV. STEEL RECTANGULAR SECTION (150x50x3mm) OR GALV. STEEL CIRCULAR SECTION (100mm Dia.x 3mm). ALTERNATIVE MATERIALS AS AUTHORIZED BY COUNCIL.
2. WHEN A LARGER STEEL SECTION IS REQUIRED, A GALV. STEEL BOX WITH FLOOR PLATE TOP SHALL BE INSTALLED FLUSH WITH THE FOOTPATH & TOP OF KERB.
3. CONCRETE KERB SHALL BE SAW CUT AND REMORTARED AT THE STORMWATER OUTLET.
4. MINIMUM WIDTH BETWEEN STORMWATER OUTLETS IS 3.0 METER.
5. THE MAXIMUM ALLOWABLE DISCHARGE FROM ANY SINGLE OUTLET SHALL BE NO GREATER THAN 20 litres/sec, WITH A MAXIMUM VELOCITY OF 2m/sec.

STANDARD DETAIL
COMPLYING STORMWATER DISPOSAL
RESIDENTIAL PROPERTY
to STREET WATER-TABLE



CITY OF
MITCHAM

DRAWING No.
SD-600

SHEET 19 A4

DRAWN / DESIGNED
J.R.

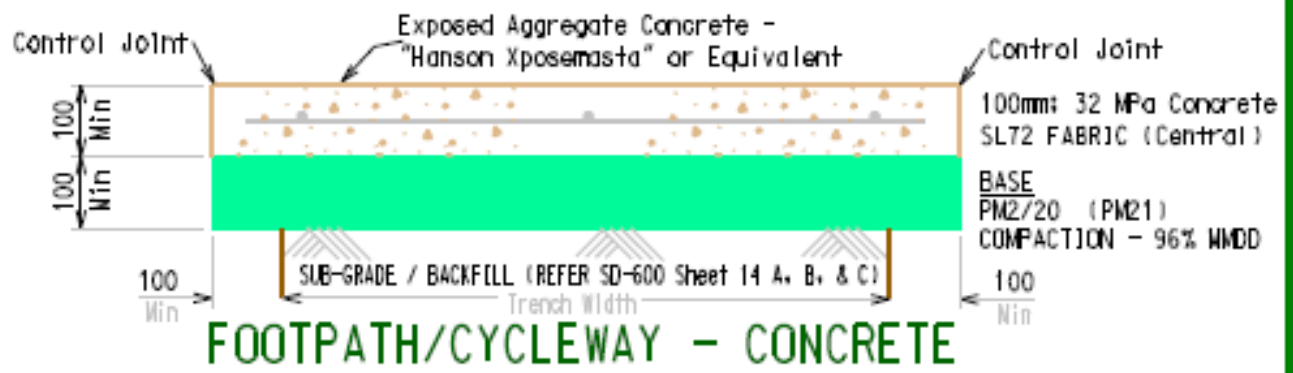
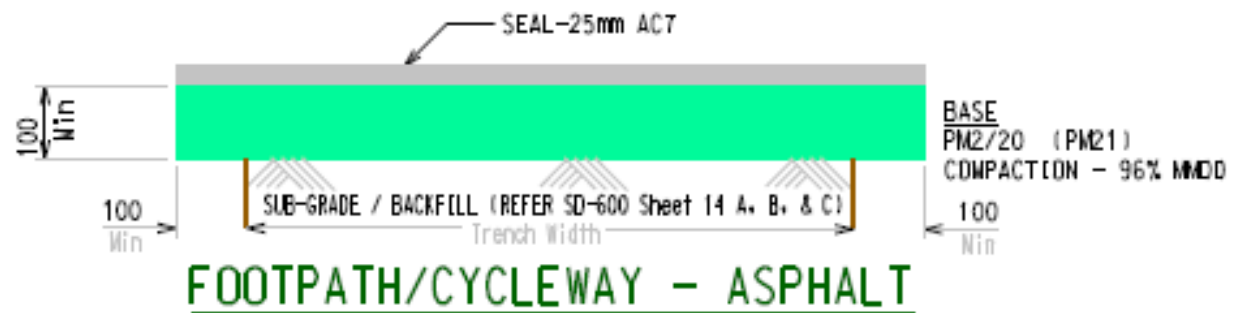
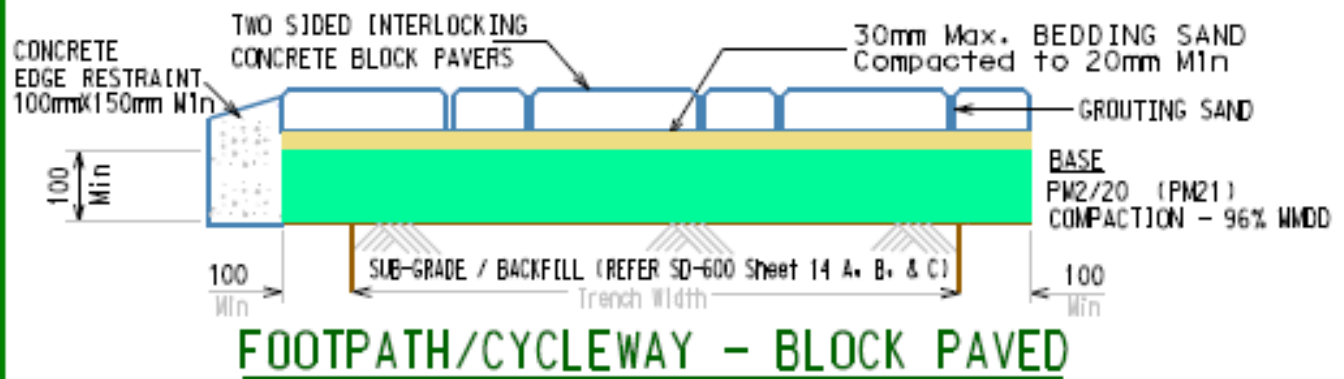
COPY ISSUE DATE

PREVIOUS ISSUE DATE

ISSUED DATE

June 2004

January 2007



NOTES:-

1. Asphalt and Concrete Footpaths shall be "Saw Cut" prior to excavation commencing. Block Pavers shall be removed, stacked, and replaced as whole units.
2. The Footpath surface shall be reinstated to full width for the length of the excavated area. Concrete Footpaths shall be reinstated full width between "Control Joints".
3. Excavated material shall not be reused in the reinstatement of trenches and shall be removed from site.
4. Recycled Materials are not approved for use in the reinstatement of trenches and footpaths.
5. The Contractor shall provide all regulatory signs and warning devices for the protection of the public in accordance with the "Road Traffic Act" and "Occupational Health & Safety Act".
6. Concrete Exposed Aggregate Footpaths within Craigburn Farm shall be reinstated with "Hanson Xposemasta - Country Tan".

**STANDARD DETAIL
FOOTPATH PAVEMENT REINSTATEMENT
OF TRENCHES**



**CITY OF
MITCHAM**

DRAWING NO.
SD-600
SHEET
15 B | A4

DRAWN / DESIGNED <i>J.R.</i>	COPY ISSUE DATE	PREVIOUS ISSUE DATE <i>January 2007</i>	ISSUED DATE <i>April 2012</i>
---------------------------------	-----------------	--------------------------------------------	----------------------------------